

Scheme 2011, Assessment Run B11

Aalborg, 18th April 2011

Dear participant

Please find enclosed pairs of unstained sections according to your submitted protocols for this run. If you are in any doubt, please read the details on the website: www.nordiqc.org, or send us an e-mail: nordiqc@rn.dk. Also inform us if slides are missing.

Please note your three digit participant number (NQC...) shown on the address label and slides. This number *must* be indicated on all new slide labels and used for any communication with NordiQC.

Stain the sections according to your protocols, score the HER-2 IHC and BRISH slides using the electronic scoring sheet(s) on the web site (Participation), and return one stained slide for each marker together with your own control slide(s) marked with your participant number. Keep the remaining NordiQC slides in your file to serve as a control set.

Submitted sections (including in-house controls) are stored in the NordiQC file for future documentation and will not be returned to the laboratories. However, the laboratories can request their stained sections for review in case their control set is lost.

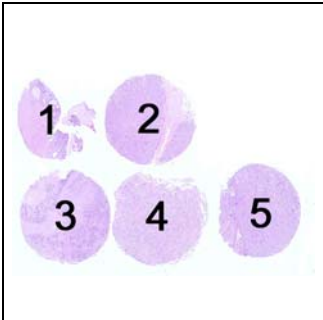
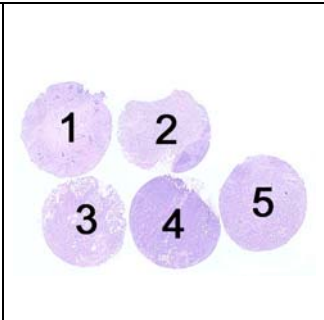
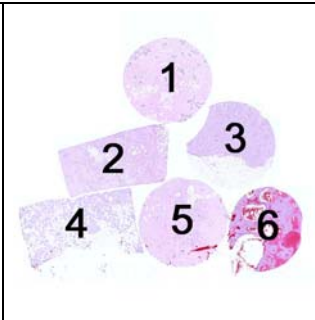
All stained slides submitted before deadline will be assessed, and the general results communicated on the website about 7th July. Examples of optimal as well as insufficient stains will be illustrated (anonymously) and the corresponding methods described. The origin of recommended protocols giving optimal results will be published, unless anonymity is requested.

About 7th July each laboratory receive an e-mail with their individual assessment scores and (when needed) comments to the stains and suggestions for protocol improvement.

Monographs describing the markers are available on the web site.

Contents of the multitissue sections

Top row closest to the glass label.

		
<p>ER : 1. Uterine cervix 2 – 5. Breast ductal carcinomas</p>	<p>HER-2 IHC : 1 - 5. Breast ductal carcinomas</p>	<p>HER-2 BRISH : 1. Normal breast 2. – 6. Breast ductal carcinomas</p>

Before returning the stained slides to NordiQC it is mandatory that you fill out the electronic scoring sheet for HER-2 IHC and BRISH on the web site (Participation).